


MY FIRST NUMBER

Book



+ Stickers
+ Computer
Games

Written by
Abdollah Ghanbari
Tehran University Instructor

Arash Ghanbari
Member of Emerald Literati Network

www.ZabanBook.com

زبان بوک

JUNGLE
PUBLICATIONS



My First Number Book

Written by

Abdollah Ghanbari (*Tehran University Instructor*)

Arash Ghanbari (*Member of Emerald Literati Network*)

Illustrated by


Marjan Hazrati

Graphics by

Nasim Sadat Jafari

Art director

Erfan Shirkhani



Copyright © 2018

All rights reserved. No part of this book may be reproduced in any form without permission in writing from the publisher.

Published by

Jungle Publications

No 185, Between 12 Farvardin st & Moniri Javid st,
Labafinejad Cross, Enghelab sq, Tehran, Iran



Tel: +98 21 54113



INTRODUCTION

For some reason children love counting. That is lucky because numbers are a basic part of almost any young learners' course. "My First Number Book" is designed for any young child learning English and features (1) Number Recognition, (2) Counting, (3) Writing numbers... and more, illustrated in fun and engaging way.

This book is all about making learning a fun activity and saves lots of time and efforts to teach children. Get ready and explore the world of numbers with "My First Number Book" at your fingertips!

How to Teach English to Children: Strategies for Success

Teaching children can be immensely rewarding, anyone who has taught children can tell you that. But it's not fun and games all the time, and sometimes it's just not that easy. English teachers who wish to teach children must be aware of the challenges and difficulties they may encounter, and prepare accordingly.

1. **Make some rules:** Make the rules, which should be fair and consistent, clear from the first day of class.
2. **Make a friendly environment:** Remember the students' names the first time you meet them. Encourage all students to remember their classmates' names. Use their names often when teaching.
3. **Let them experience it:** Show your students what to do. Don't explain. Just do. Just be. They will follow your lead. English needs to be experienced, not explained.
4. **Earn their trust:** Nourish trust between you and the students with each class. Through your actions let them know that you will never embarrass them for making a mistake in English.
5. **Make eye to eye contact:** Use eye contact to communicate your praise and disappointment.
6. **Be surprised:** Always be pleasantly surprised when students interact with each other or you in English.
7. **Let their personality grow:** Show respect to the children (since they are worthy of it) and let them sometimes be the teacher. Use English as a tool to build their self-confidence and self-esteem.
8. **Be Prepared:** Preparation is of course the key for any teaching job, but this is particularly true of young children. Never make the mistake of showing up for class with little or no ideas, and thinking that you'll figure it out as you go along. Remember that a little preparation goes a long way!
9. **Don't let them get bored:** If children are bored they won't pay attention, and they won't learn. Your job is to make learning fun. This is one factor that really matters to kids. And that goes for kids on the playground as well as those in the classroom.
10. **Enjoy it:** Remember childhood through your students and enjoy!

A step by step teachers' guide which is available enables teachers to support and guide children through the book with detailed lesson plans along with mid-term and final in-class exams provided. You can download the exclusive electronic file from our website <http://janganal.com/books/MFNBTN.pdf> or by scanning the following QR Code and make copies for classroom use.



www.ZabanBook.com




Abdollah Ghanbari
Arash Ghanbari
www.ghanbaripub.com
info@ghanbaripub.com






www.ZabanBook.com



زبان بک




1 Trace, then copy.



2 Join zeroes and help the monkey.



3 Find and circle "0".





4 Trace and write.

0 0 . . 0

0 0 . . 0

.

www.ZabanBook.com

5 Fun Time! Watch a video clip and play a flash game!




www.ZabanBook.com

زبان بک



www.ZabanBook.com

زبان بک



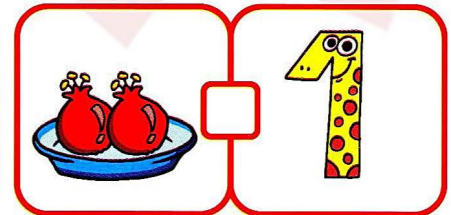

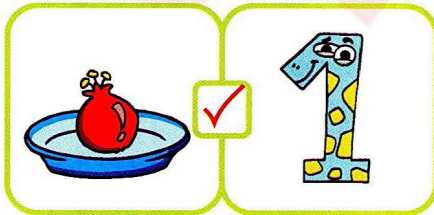
1

Trace, then copy.




2

Do they match? Write v or x.



3

Circle "1".



one

4

Trace and write.



5

Fun Time! Watch a video clip and play a flash game!



www.ZabanBook.com

زبان بوک



www.ZabanBook.com

زبان بوک



1 Trace, then copy.


2 2 . . 2

2 2 . . 2


2 Look and write.



2



3 Circle the odd one out.





4 Trace and write.

2

2

.

.

2

2

2

.

.

2

.

.

.

.

.

.

.

.

.

.


5 Fun Time! Watch a video clip and play a flash game!



www.ZabanBook.com

زبان بوک



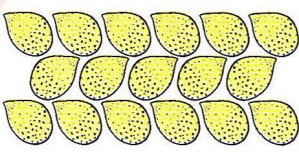

19




1 Trace, then copy.

19 19 19 19


2 Count and write the numbers.




3 Do they match? Write ✓ or ✗.



17



18



19

nineteen

4 Trace and write.

19 19 19 19

19 19 19 19

www.ZabanBook.com

19 19 19 19

5 Fun Time! Watch a video clip and play a flash game!



www.ZabanBook.com

زبان بوک

Time

★ What time is it?
It's one o'clock.




www.ZabanBook.com


زبان بک

<p>two o'clock</p>	<p>five o'clock</p>	<p>seven o'clock</p>
<p>nine o'clock</p>	<p>ten o'clock</p>	<p>twelve o'clock</p>
<p>five past twelve</p>	<p>ten past three</p>	<p>a quarter past six</p>
<p>half past six</p>	<p>a quarter to eight</p>	<p>ten to five</p>


★ What's your favourite season?
I like spring.



spring



summer



autumn (fall)



winter

I learned it!

Place a sticker in the box for each learned number.

www.ZabanBook.com



0	1	2	3	
		4		
20	6	5		
19	7			
18	8	9	10	
17				11
16	15	14	13	12

My First Number Book

For some reason children love counting. That is lucky because numbers are a basic part of almost any young learners' course. "My First Number Book" is designed for any young child learning English and features (1) Number Recognition, (2) Counting, (3) Writing numbers... and more, illustrated in fun and engaging way.

This book is all about making learning a fun activity and saves lots of time and efforts to teach children. Get ready and explore the world of numbers with "My First Number Book" at your fingertips!


This book consists of:

- multimedia CD
- exciting educational flash games and video clips
- variety of motivating activities and exercises
- colorful pictures and stickers
- exclusive teachers' guide
- in-class exams


+ Multimedia CD




Visit our website: www.JunglePub.org/elt



My First Handwriting
Activity Book



My First Handwriting
Book



My First Word
Book

www.ZabanBook.com

زبان بوک



ISBN 978-600-316-882-4



9 786003 168824